



Kingfisher Company, inc.

Remote Accessories KFMS



Kingfisher KFMS Series Remote Accessories

Features:

- UL Listed
- MEA Approved
- Durable brushed stainless steel
- Alarm (Red) LED Indicator
- Provides Visual Annunciation
- Serves as a Remote Test/Reset station for Duct Smoke Detectors

Description:

The KFMS Series remote accessories are designed to be used with KFSL2000 Controls Duct Smoke Detectors to provide audible and visual indication as well as remote test/reset functions. These devices are constructed with durable brushed stainless steel and mount on a standard single or double gang electrical backbox.

Specifications:

Power Requirements:	Alarm LED 15mA Pilot LED 15mA
Dimensions:	Single Gang 2.75" (69.85mm) W 4.5" (114.3mm) H
Wiring:	LEDs 6" / 24 AWG pigtails Switches 6" / 22 AWG pigtails

ORDERING INFORMATION

Mfg. Part #	Model #	Description
81088	KFMS-RA	Remote Alarm LED
81089	KfMS-KA/R	Remote Alarm LED with key operated test/reset switch
81090	KFMS-KA/P/R	Remote Alarm LED and Pilot LED with key operated test/reset switch
81088-DTS		Specification Data Sheet

Kingfisher Company, inc., products must be used within their published specifications and must be PROPERLY specified, applied, installed, operated, maintained and operationally tested in accordance with their installation instructions at the time of installation and at least twice a year or more often and in accordance with local, state and federal codes, regulations and laws. Specification, application, installation, operation, maintenance and testing must be performed by qualified personnel for proper operation in accordance with all of the latest National Fire Protection Association (NFPA), Underwriters' Laboratories (UL), National Electrical Code (NEC), Occupational Safety and Health Administration (OSHA), local, state, county, province, district, federal and other applicable building and fire standards, guidelines, regulations, laws and codes including, but not limited to, all appendices and amendments and the requirements of the local authority having jurisdiction (AHJ).

NOTE: Due to continuous development of our products, specifications and offerings are subject to change without notice in accordance with Kingfisher Company, inc., standard terms and conditions

Kingfisher Company, inc. 81 Old Ferry Road - Lowell, MA 01854
Phone: 978-596-0214 Fax: 978-596-0217 www.kfci.com

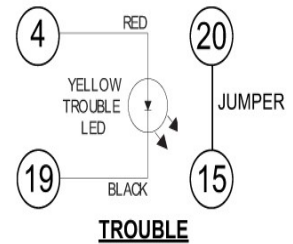
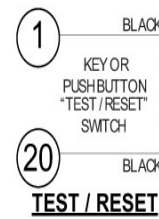
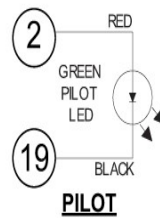
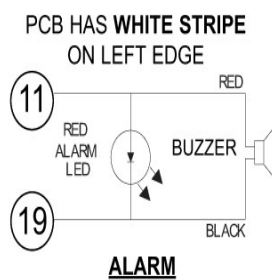
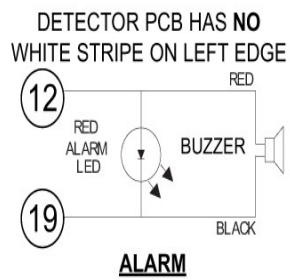
DRAWINGS OR DIAGRAMS

Installation Diagram:

SL-2000 Series Duct Smoke Detectors

⚠ NOTE: For remote accessories with a Trouble LED (yellow), a jumper wire must be placed between Terminals 20 and 15. The Trouble LED will illuminate when the detector cover is removed, or if the smoke detector head is removed and the cover replaced. Trouble contacts CANNOT be connected to a Fire Alarm Control Panel when using this option without the use of a slave relay.

⚠ NOTE: If duct smoke detectors are interconnected for common functions, please refer to unit installation guide for proper connection of remote alarm functions.



Kingfisher Company, inc. 81 Old Ferry Road - Lowell, MA 01854
Phone: 978-596-0214 Fax: 978-596-0217 www.kfci.com

BLANK PAGE LEFT
INTENTIONALLY

Kingfisher Company, inc. 81 Old Ferry Road - Lowell, MA 01854
Phone: 978-596-0214 Fax: 978-596-0217 www.kfci.com